



THE  
GREEN  
ECONOMY

STARTS HERE

Jo Fleming, Executive Director, California Green Business Network  
Green Business Engagement National Network, October 2016

## WHY SMALL AND MEDIUM-SIZED BUSINESSES?



of State  
employers



of the  
workforce



of the commercial  
energy use in CA



by state  
and utility programs



3,002 BUSINESSES CERTIFIED IN 2015



149,943,108

gallons of water saved

Enough to fill  
1/3 of Lake Tahoe

33%



835,334

metric tons in CO<sub>2</sub>  
reductions

419,947

trees planted



\$33M

in utility savings for  
small businesses



432,917

tons of waste diverted  
from landfill

54,115

garbage trucks



## California Green Business Network

### COUNTIES

- Alameda
- Contra Costa
- Marin
- Monterey
- Napa
- San Benito
- San Francisco
- **San Joaquin\***
- San Mateo
- Santa Barbara
- Santa Clara
- Santa Cruz
- Solano (Includes Sonoma County)

### CITIES

- **Fresno\***
- Huntington Beach
- Laguna Beach
- Los Angeles
- Manhattan Beach
- **Mission Viejo\***
- Monterey
- **Riverside\***
- Santa Cruz
- Santa Monica
- Thousand Oaks
- Ventura

\*New in 2015

# Our success

- 25 programs
- Over 3400 recognized businesses
- ~ 2000 interested businesses
- New programs in the Central Valley, Inland Empire, and Southern California



### QUICK FACTS

25 Members  
 143 Jurisdictions  
 13,694,588 Total Population  
 3,012 Certified Green Businesses

### 2015 GREEN BUSINESS SAVINGS

835,334 tons of CO2  
 333,586,553 kWh  
 432,917 tons of waste  
 149,943,108 gallons water  
 31,566 gallons hazardous waste  
 13,444 gallons of fuel  
 \$3,083,277 dollars

CHOQUINARD EQUIPMENT CO.

235W.



# THE CALIFORNIA GREEN BUSINESS NETWORK



Verifies on-the-ground changes that have reduced 835,334 metric tons of GHG emissions



17% of business served are in disadvantaged communities



Helped business green their practices that save over \$33 Million in utility bills and rebates annually



150 million gallons of water saved per year and other environmental co-benefits



Serves over 50% of the state's population with 24 locally run programs



Secured legislative authorization as the state green business program model (AB 913, Feuer)



Leverages over \$13 million annually in local agency and utility funding to deliver the program and incentives



**California Green Business Network**

[www.greenbusinessca.org](http://www.greenbusinessca.org)



1995

Sonoma Green (a compliance-plus program) starts and paves the way for the GBP concept



1996

First robust and comprehensive GBP starts in Alameda County



2004

Monterey Bay Area starts program, **1,000 businesses certified**



2007

GBP now in all 9 SF Bay Area



2008

First Southern California program launches



2009

[www.greenbusinessca.org](http://www.greenbusinessca.org) launched to manage certifications and promote businesses



2010

**2,000 businesses certified**



2011

Formalized as official State of California Program AB 913 (Feuer)



2013

Visioning Retreat transforms local network into highly functioning statewide program. Strategic Plan developed

City of Los Angeles launches program EPA to DACs in California



2015

First GBP launched in Central Valley  
**3,000 businesses served**

EPA and 5 States pay CAGBP to help start database/programs nationally



2016

Launch the program in 5 new communities.



2020

Projected 6,000 businesses certified

# STRATEGIES TO MAINSTREAM GREEN

To mainstream green, we need to engage the 5% of businesses that are “early adopters”, after which the “early majority” follows. With additional state and local investment, the California Green Business Program can achieve that, serving 20,000 small and medium businesses by 2040 and 40,000 businesses by 2050.

## SMALL BUSINESSES = BIG IMPACT

Delivering our current level of assistance to 40,000 businesses results in a verifiable :



10,969,030  
metric tons net annual decrease  
in greenhouse gas emissions



Water demand reduction of  
1.6 BILLION  
gallons annually



\$390  
MILLION

in estimated utility savings and rebates  
for participating businesses



## Look what we've achieved!

Click on the bars to find out how much we have saved:

Average Annual  
Business Savings

or

Annual Savings for  
all Businesses

### 01 Greenhouse Gas Emissions Saved

This year, the California Green Business Program has saved **822,677** metric tons of CO<sub>2</sub> with a total savings of **\$3,083,277**.

That's the equivalent of planting **43,583** acres of urban trees a year for ten years.



## Find Green Businesses

Looking for efficient businesses that incorporate green practices and consciously conserve resources? Select from the criteria below to find specific Green businesses near you!

Type of Business: All



City: All



County: All



Zip Code

Business Name, Keywords

Search

## Apply to Be a Green Business

Grow with us! **Green** business is **smart** business. Find out how to incorporate green practices in to your own business and discover how to conserve resources and become more efficient.

[Apply now to join the program!](#)

### Already have an account?

Work on a saved app, view your status, or renew your application.

[Login here](#)

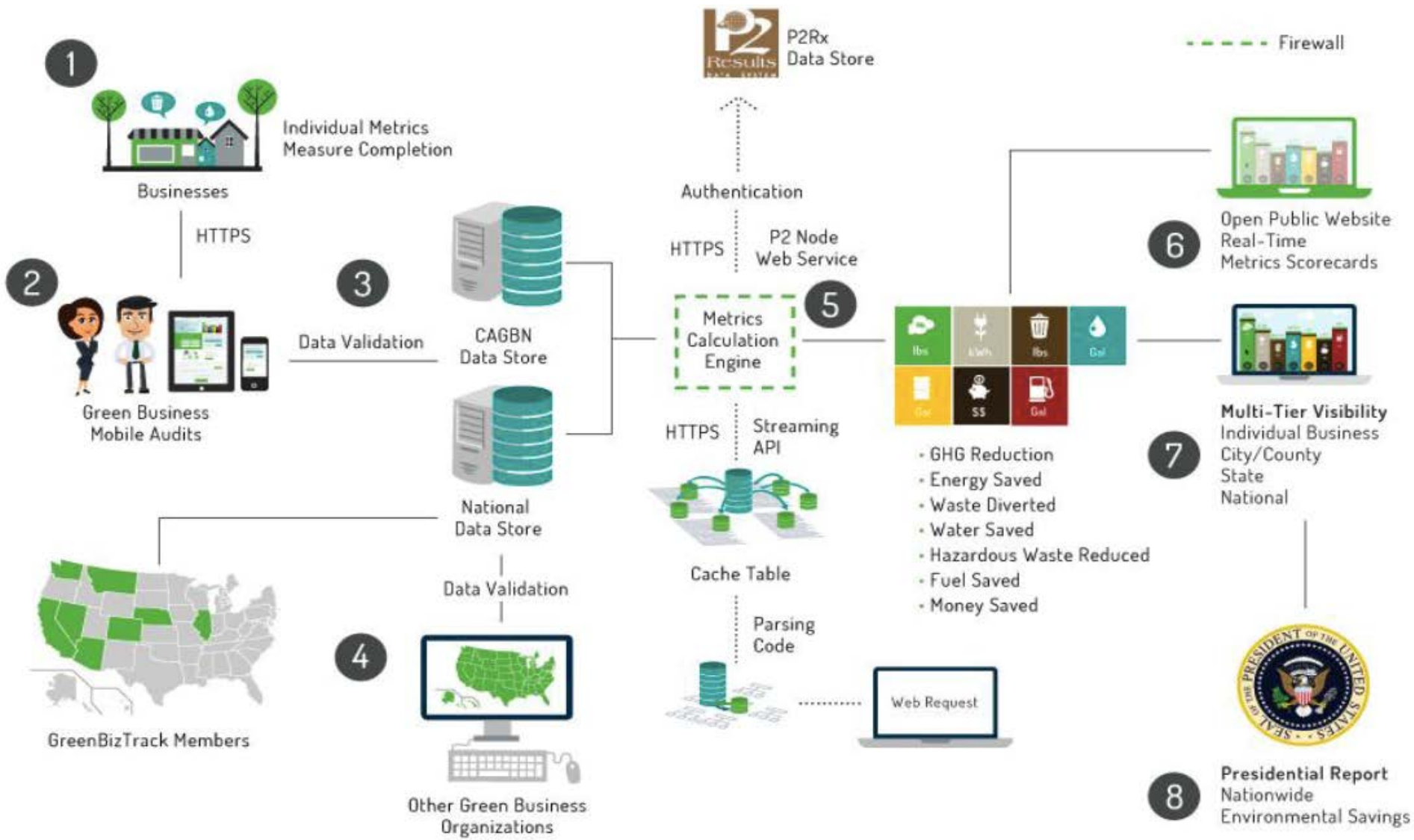
[Forgot your password?](#)

## Start a Program



**THE WHITE HOUSE**  
**WASHINGTON**





## Application Details

**GENERAL 60%**

**WASTE 100%**

**ENERGY 72%**

Employee Practices

**Energy Management**

Equipment And Facility Changes

General Facility And Hvac

**WATER 86%**

**POLLUTION 78%**

**WASTEWATER 100%**

**SAVE**


Last saved  
02-21-2012 at 06:07PM

**DELETE**


## ⚡ Energy Management 4 / 6 Measures Completed

### REQUIRED MEASURES - PLEASE COMPLETE ALL MEASURES

[NOTIFY USER OF FLAGS?](#)

1. Replace high intensity discharge (HID) fixtures in warehouses with fluorescent high bay lighting. 

YES NO N/A POST FLAG

2. Use ENERGY STAR® office equipment and enable energy saving features. 



YES NO N/A POST FLAG

How many ENERGY STAR rated copier/printer units does your business use?

1.0

How many ENERGY STAR rated LCD monitors does your business use?


10.0

3. Replace all T-12 fluorescent lighting with energy-efficient T-8 or T-5 fixtures with electronic ballasts or other equivalent efficacy lighting.  

YES NO N/A POST FLAG

How many T-12 lamps have you replaced with T-8s (in electronic ballasts)?


4.0

4. Replace incandescent bulbs with efficient compact fluorescents. 

YES NO N/A POST FLAG

How many incandescent lamps have you replaced with CFLs?

48.0

5. Increase fixture lighting efficiency by installing optical reflectors and/or diffusers. 

YES NO N/A POST FLAG

How many lamp fixtures have optical reflectors or diffusers installed?

## Application Details

## Application Details

In process

[Send URL](#)[Print Application](#) GENERAL 60% WASTE 100% ENERGY 72% WATER 86% POLLUTION 78% WASTEWATER 100%[DELETE](#)

### BUSINESS INFO

Santa Cruz Bicycles  
104 Bronson #22  
Santa Cruz, California 95062  
phone: 831-459-7560  
website:  
Office/Retail

### CONTACT INFO

contact name:

phone:

email:

### APPLICATION

NOTE TO BUSINESS

Passed 02-21-2012

Category	Status	Audit
GENERAL	●	●
WASTE	●	●
ENERGY	●	●
WATER	●	●
POLLUTION	●	●
WASTEWATER	●	●

### Waste Stream Modification Factors

All Paper Bottles/Cans 

### PHONE CONSULT

Passed 11-15-2011

### COMPLIANCE CHECKS

Passed 04-24-2012

[ADD DETAILS](#)

### SITE VISIT

Passed 02-21-2012

### AUDITS

Passed 02-21-2012

[ADD DETAILS](#)

### RECOGNITION TASKS

Pending

### GENERAL PROGRAM NOTES:

1-17-12 completed and passed water conservation audit...AM  
1-24-12 Completed pollution prevention/WW audit-follow-up with contract janitorial needed-FB  
Final cert 2/21/12 JF. Last remaining items: signed and scheduled RL upgrade. GHG calculator difficult to complete since data

## Dashboard

**Alert - You have 639 companies with close range expiration dates. [Click here](#) to view.**

[New Window](#) [Export to Excel](#)

Advanced Search

Filter:

- All 9711
- Recognized 3043
  - Directory review 223
- In Process 2214
  - Background check 997
  - Submission 1496
  - Checklist Approval 615
  - Phone Consult 1636
  - Site Visit 1951
  - Audit 2141
  - Compliance check 2064
  - Final Approval 11
- Other Sector 237
- Not Qualified 143
- Recertification 639
  - Early renewal 7
  - Up For Renewal 3
  - Past Renew Date 0

### In-Process Accounts

Sort: Latest Show: 10 View: List

Category: All Checklist: All [Clear Search](#)

#### Ashwood Dental

emilymonroy.ashwooddental@gmail.com

	STATUS: <b>Verifying</b> 06-03-2016		APPLICATION: <b>Action Required</b> 06-03-2016	AUDITS: ● In Progress	CERT. DATE:
				COMPLIANCE: ● In Progress	

#### Studio 1204, Inc.

Chuck@Studio1204.com

	STATUS: <b>Verifying</b> 06-03-2016		APPLICATION: <b>Action Required</b> 06-03-2016	AUDITS: ● In Progress	CERT. DATE:
				COMPLIANCE: ● In Progress	

#### JRI, Inc

John.Choplin@jri.com

	STATUS: <b>Verifying</b>		APPLICATION: <b>Action Required</b>	AUDITS: ● In Progress	CERT. DATE:
				COMPLIANCE: ● In Progress	

#### Swiss Re

Silvia\_anthony@swissre.com

	STATUS: <b>Verifying</b>		APPLICATION: <b>Action Required</b>	AUDITS: ● In Progress	CERT. DATE:
				COMPLIANCE: ● In Progress	

# Business Benefits

Results

BUSINESS CATEGORY  
Delivery Services & Cour

360Village

BUSINESS CATEGORY  
Professional Services



Pier 9, Suite 105  
San Francisco, California 94111 [MAP](#)

415-546-0450  
[www.450architects.com](http://www.450architects.com)



## 450 ARCHITECTS, INC.

Advocate. Educate. Design. Sustain. These powerful words guide 450 architects. 450 architects are committed to environmentally conscious designs that are beautiful and soulful. They constantly work to educate clients and the broader public about environmentally preferable products and technologies as well as the costs and benefits of building green.

### HOW WE ARE GREEN

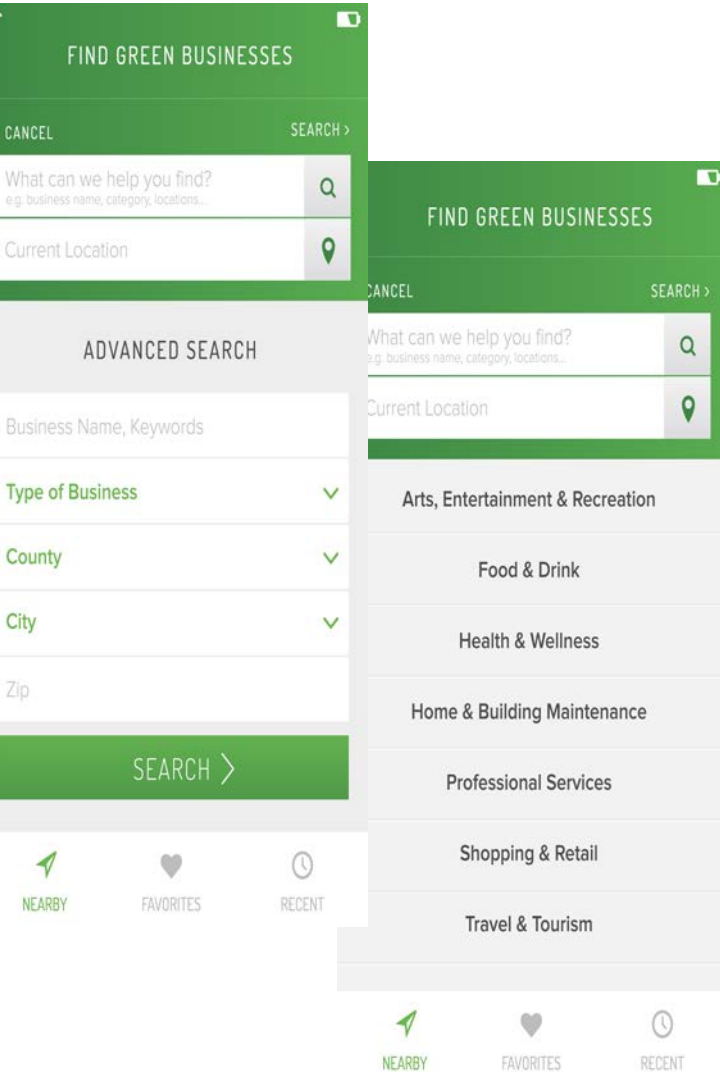
450 architects completed the first permitted domestic rainwater harvesting system in Marin County. They wrote the San Mateo County Green Building Guidelines and Checklist to facilitate the coordination of residential and commercial green building construction for their twenty-one municipalities. They provide LEED consulting services for contractors, architects, institutions etc.

### TESTIMONIALS

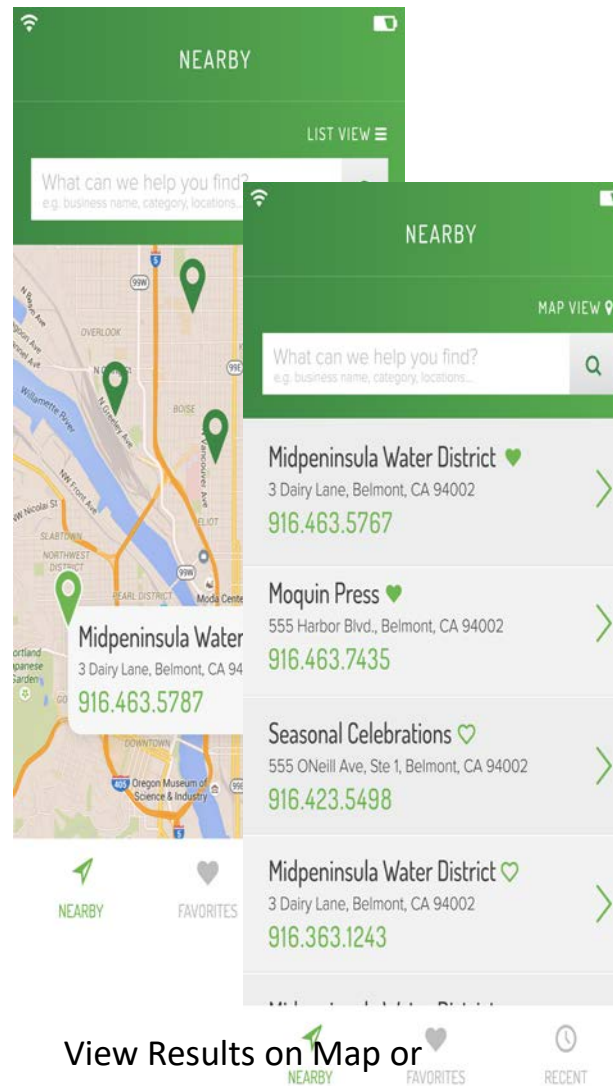


# National Find a Green Business Mobile Application (Built for GreenBizTRACKER2.0)

## Apple IOS & Google Android

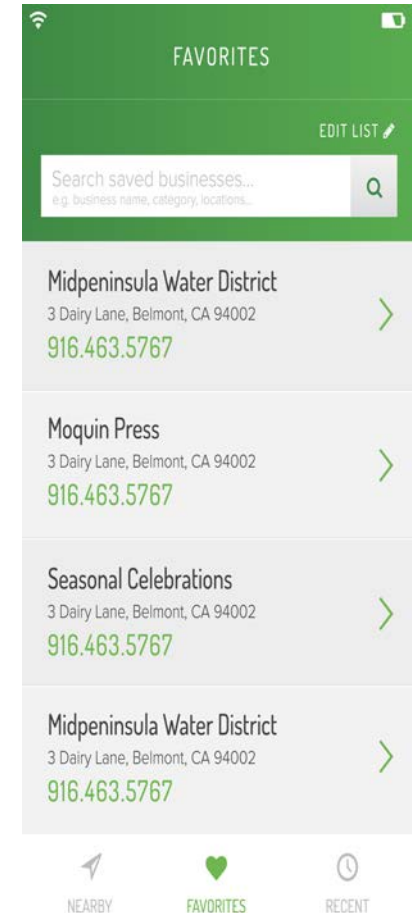


National: Find a Green Business in your Area



View Results on Map or List View

Navigate, Call, Favorite Business



Store Your Favorite Green Businesses

# Metric Outcomes

## Greenhouse Gas Emissions Saved

Green businesses have saved **1,860,989,666** lbs of CO2 with a total savings of **\$3,163,682.43**. That's the equivalent of:

Planting **44,720** Acres of urban trees

*(The number of icons in this visualization has been capped to not overload the scorecard)*



## Solid Waste Diverted From Landfills

Green businesses have saved **856,959,188** lbs of waste with a total savings of **\$57,544,809.45**. That's the equivalent of:

**53,560** Garbage Trucks Worth of Diverted Waste

*(The number of icons in this visualization has been capped to not overload the scorecard)*



# How do we measure?



**Purchase copy, computer and fax paper with minimum 50% post consumer waste (recommended 100%).**

- Savings: GHG reductions
- Inputs: Reams of paper purchased/yr, PCW content



ENVIRONMENTAL  
INNOVATIONS

## Calculation

Total GHG reduced = no. of paper reams X 5 lbs/ream X GHG reduction  
(lbs CO<sub>2</sub>/lbs paper)

## Assumption/Conversion:

*GHG factors are 6.2 (100%), 2.91 (50%), 1.6 (30%) from EPA's  
Recon*

## Retrofit toilets flushing at higher than 1.6 gallons with high efficiency toilets (1.28 gallons or less per flush).

- Savings: gal of water, GHG reductions, cost savings
- Inputs: # of employees, # visitors, # customers, flush volume



### Calculation

$\text{gal/yr} = \# \text{ of employees} \times 2 \text{ flush/day} \times (248 \text{ days/yr}) \times (\text{old toilet flush volume} - \text{new toilet flush volume}) + \# \text{ of visitors} \times 0.5 \times (\text{old toilet flush volume} - \text{new toilet flush volume}) \times 248 \text{ days/yr} + \# \text{ of customers} \times 0.2 \times (\text{old toilet flush volume} - \text{new toilet flush volume}) \times (248 \text{ days/yr})$

$\text{kwh/yr} = \text{gal/yr} [X 0.007153 \text{ kWh}]; \text{GHG reduction} = \text{kwh/yr} \times 0.85318794 \text{ lbs CO}_2/\text{kwh}. \text{Cost Savings} = \text{gallons saved} \times \$0.002.$

### Assumption/Conversion:

- *Asks flush of old toilet and new toilet.*
- *2 Flush per person average.*
- *Visitors utilize bathroom facilities 0.5 times a day, and retail customers utilize bathroom facilities 0.2 per day (LEED standards).*
- *It takes 0.007153 kWh to pump a gallon of water.*
- *Cost saving calculator from Black and Veatch study of California water supply cited by CARB*

*Sources: LEED – EB, CalGreen, ICLEI Software, GreenPoint Rated Climate Calculator, Version 2 and CARB*

**Use a low flow pre-rinse nozzle for dish scraping and pre-cleaning. (Saves both heating and water costs).**



## Calculation

gal/yr is no. of units X 122640 gal/unit/yr

kwh/Yr is no. of units X 15711 kwh/unit/yr

### Assumption/Conversion:

*Used default setting in FSTC's calculator with exceptions for operating hours per day (4) and old device water flow rate (3.0gal/min). Annual savings number calculated by subtracting new device's annual water consumption from old devices i.e. subtract new nozzle 1.6 gal/min from old nozzle 3.0 gal/min.*

### Source:

*(<http://www.fishnick.com/tools/watercost/>)*

# Newer Metrics for Utilities kWh

Web Page Title



### Instructions:

You have indicated that your business has completed a lighting retrofit program. If participating through an established Utility sponsored Energy Efficiency Program, enter the total estimated savings in section 1. If the lighting retrofits were performed in-house start with section 2. Section 2 will compute energy savings based on newly installed fixtures and your selected building type. Start by entering the fixture you are installing and the quantity. The Existing Fixture will be automatically selected by the system. Next enter the number of fixtures you removed and indicate if they have been installed in an outdoor area. To add a new line select the new row icon in the lower left of the form.

### Section 1 - Participated in a utility energy efficiency program

Total Estimated Energy Savings in kWh

### Section 2 - Performed lighting retrofits in-house

Replacement Fixture	Replacement Fixture Quantity	Existing Fixture	Existing Fixture Quantity	<input type="checkbox"/> Exterior	Estimated Hours of Operation	Savings due to Reduced HVAC Load
<input type="text"/>	<input type="text"/>	<input type="text"/>	<input type="text"/>	<input type="checkbox"/>	<input type="text"/>	<input type="text"/>
<input type="text"/>	<input type="text"/>	<input type="text"/>	<input type="text"/>	<input type="checkbox"/>	<input type="text"/>	<input type="text"/>

> New Row

# New Therm Savings

Web Page Title

← → C ↑

**Instructions:**

If participating in an established Utility sponsored Energy Efficiency program, enter the total estimated savings in section 1. If you installed therms savings measure in house start with section 2. Section 2 will compute energy savings based on newly installed fixtures. Energy Efficient equipment manufacturers can be found on the California Energy Commissions Appliance Database website, <https://cacertappliances.energy.ca.gov/Pages/ApplianceSearch.aspx>

---

**Section 1 - Participated in a utility energy efficiency program**

Total Estimated Therm Savings

---

**Section 2 - Performed <insert measure name> in-house**

<input type="text" value="1492a - Commercial Half Size Convection Oven"/>	Unit	<input type="text"/>	Qty Replaced	<input type="text"/>	<input type="text"/>
<input type="text" value="1492b - Commercial Full Size Convection Oven"/>	Unit	<input type="text"/>	Qty Replaced	<input type="text"/>	<input type="text"/>
<input type="text" value="1492d - Conveyor Oven less than 25' conveyor"/>	Unit	<input type="text"/>	Qty Replaced	<input type="text"/>	<input type="text"/>
<input type="text" value="1492e - Conveyor Oven greater than 25' conveyor"/>	Unit	<input type="text"/>	Qty Replaced	<input type="text"/>	<input type="text"/>
<input type="text" value="1492f - Commercial Gas Griddle"/>	Unit	<input type="text"/>	Qty Replaced	<input type="text"/>	<input type="text"/>
<input type="text" value="1492g - Commercial Single Rack Gas Oven"/>	Unit	<input type="text"/>	Qty Replaced	<input type="text"/>	<input type="text"/>
<input type="text" value="1492h - Commercial Double Rack Gas Oven"/>	Unit	<input type="text"/>	Qty Replaced	<input type="text"/>	<input type="text"/>
<input type="text" value="1492i - Commercial Large Vat Gas Fryer"/>	Unit	<input type="text"/>	Qty Replaced	<input type="text"/>	<input type="text"/>





GreenBizTRACKER  
Our Shiny, Brand  
New System  
*going live 2017*

# What's new? Early demos of User Interface

<https://vimeo.com/183560466/03ad116b35>

Business Flow:

<http://gb-html.pier2marketing.com/>

Coordinator Flow: <http://gb->

[html.pier2marketing.com/dashboard.html](http://gb-html.pier2marketing.com/dashboard.html)



# NEIEN Grant

- National Environmental Information Exchange Network (EPA)
- IT only grant
- Currently Supports Denver, Illinois, Washington, Arizona, and New Hampshire to start using GreenBizTRACKER
- Pursuing the next round of funding where we hope to add more states
- Who is interested?

# Next?

- Marketing and Branding
- Food Processors
- Adding more states to GreenBizTRACKER

## Look what we've achieved!

Click on the bars to find out how much we have saved:

Average Annual  
Business Savings

or

Annual Savings for  
all Businesses

01

### Greenhouse Gas Emissions Saved

This year, the California Green Business Program has saved **835,334** metric tons of CO<sub>2</sub> with a total savings of **\$3,083,277**.

That's the equivalent of planting **44,161** acres of urban trees a year for ten years.

# How Does CAGBN Work?

- 501.c.3, supported by grant and utility funding and contributions from local programs.
- By-laws to ensure programs have similarities while allowing customization.
- Essential Criteria, while building framework for tiers
- Very local-specific programs with basic similarities state-wide
- Basecamp Collaboration
- Meet quarterly to every 2 months, several active committees
- Pool together resources and fundraise together

Jo Fleming, Executive Director, CAGBN [Jo.fleming@envirocentives.com](mailto:Jo.fleming@envirocentives.com)  
(831) 706-7384

# Contacts

John Brooks, Chair CAGBN [JBrooks@toaks.org](mailto:JBrooks@toaks.org)  
(805) 449-2472

Support your local Monterey Bay Area Certified Green Businesses

Certify YOUR business

Certified Green Businesses are:

- Successful, local businesses
- Reducing pollution, waste, conserving water & energy
- Full of happy employees aligned with your values
- Retail to restaurants, auto repair to custodial and more!

MONTEREY BAY AREA GREEN BUSINESS PROGRAM

[www.montereybaygreenbusiness.org](http://www.montereybaygreenbusiness.org)

 **VIEW CHECKLIST**
 **MY COMPANY PROFILE**


**PIER 2 MARKETING  
OF CALIFORNIA**

**PROFILE STATUS**
[COMPLETE YOUR PROFILE](#)
**BUSINESS INFO**

38 Keyes Ave, Ste. 119  
San Francisco, CA 94129  
415-992-5501  
pier2marketing.com

**BUSINESS TYPE**

Media & Communications

**BUSINESS CATEGORY**

Marketing, Advertising & Public Relation

 **TIER STATUS**
**TIER****Tier 1: Bronze**

Tier level description. Lorem ipsum dolor sit amet, te quo dicant numquam, partiendo splendide constituto mei ea, harum neglegentur et eam.

**CERTIFICATION DATE:** 12-21-2015

**RECERTIFICATION DATE:** 12-21-2016

**TIER PROMOTIONAL BENEFITS****BENEFIT 1**

Benefit description text goes here  
Received: 12-21-2015

**BENEFIT 2**

Benefit description text goes here  
Received: 04-12-2016

 **ALERT**

Action is required on your application. [Check your application status](#) or [contact us](#) with questions.

 **APPLICATION STATUS**
**STATUS**

**Certified**  
12-30-2015

**CERTIFIED**

**5 Times**

**RECORDS**

Created	Last Modified	Status	Recognition
04/16/16	04/25/16	Pending	--
02/11/16	02/13/16	Archived	02/31/16
03/12/16	12/22/15	Archived	01/31/16
11/24/15	12/28/15	Archived	01/15/16

 **CONTACT INFORMATION**

Anna Frankel, Green Business Coordinator  
[anna.frankel@sfgov.org](mailto:anna.frankel@sfgov.org), 415-355-3778

Sarah Koplowicz, Green Business Associate  
[sarah.koplowicz@sfgov.org](mailto:sarah.koplowicz@sfgov.org), 415-355-3770

Keith Dews, Green Business Aide  
[keith.dews@sfgov.org](mailto:keith.dews@sfgov.org)

**COMMUNICATION**

Subject	Sent
...	02/10/16

## MY REPORT CARD

## REPORT

## VISUAL SCOREBOARD

## Congratulations!

By participating in the Green Business certification program, you have had a positive effect on the environment. Your environmental benefits are displayed below.

## ENVIRONMENTAL BENEFITS

These environmental benefits are calculated from certain quantitative measures that you completed when filling out your checklist. The column titled Per Year savings show the environmental outcomes each year that the measures are implemented and the column titled Since Enrollment shows the total environmental outcomes since your enrollment.

## REPORT FOR PIER2 MARKETING OF CALIFORNIA

Program	Sector	Enrollment Date
San Francisco	Office/Retail	04/09/2010

Resource	Per Year	Since Enrollment	Total Cost Savings Since Enrollment
Greenhouse Gas Emissions Saved	70,500,812 lbs of CO2	28,363,073 lbs of CO2	\$48,217.22
Recycling and Composting	2,211,962 lbs of CO2	890,235 lbs of CO2	\$1,513.40
All other measures	68,288,850 lbs of CO2	27,472,838 lbs of CO2	\$46,703.82
Energy Saved	77,102,990 kWh	31,014,399 kWh	\$3,142,378.95
Solid Waste Diverted from Landfill	6,103,999 lbs	2,456,640 lbs	\$164,963.39
Water Saved	8,547,150 gallons of water	3,439,125 gallons of water	\$6,878.25
Fuel Saved	5,690 gallons	2,289 gallons	\$8,791.30
Hazardous Waste Reduced (gallons)	782 gallons	315 gallons	\$200.67
Mercury Reduced	627 mgs	252 mgs	\$0.59
Grease Recycled	3,816 gallons	1,536 gallons	\$



# Waste Diversion

## Instructions

You have indicated that your business has an account with a garbage service provider, therefore please review your garbage bill or talk with your garbage service provider to complete this Solid Waste Input form. This form will identify

- > The commodities, including garbage, picked up from your business,
- > The quantity of each commodity picked up based on container size and number of containers used, and
- > The frequency of pick-up for every commodity.

Please use the latest information reflected on your garbage bill or given by your garbage service provider after Green Business enrollment. Click the Save button at the bottom to save your changes and close the window when done.

## Container Sizes

Choose the container size closest to the container you use in the dropdown menus below.



**WHEELIE BIN**  
240 LITERS | 63 GALLONS



**CARRY BIN**  
120 LITERS | 32 GALLONS



**STANDARD BIN**  
70 LITERS | 18 GALLONS



**DUMPSTER**  
900 LITERS | 238 GALLONS

**PRE GREEN BUSINESS TECHNICAL ASSISTANCE**

POST GREEN BUSINESS TECHNICAL ASSISTANCE

Select all that apply:

Commodity	Container Size	Units	Containers	Collections per Week	Compacted
Select	Select	Select			<b>YES NO</b> <input checked="" type="checkbox"/>
Select	Select	Select			<input type="checkbox"/>
Select	Select	Select			<input type="checkbox"/>

CREATE NEW CHECKLIST

CREATE NEW SECTOR

## SEARCH &amp; FILTER

Keyword Search

Search by Zipcode

## FILTER

## FILTER BY TIER

View All ▾

## FILTER BY REGION

View All ▾

## FILTER BY PROGRAM

San Francisco ▾

## FILTER BY SECTOR

View All ▾

## FILTER BY STATUS

Active ▾

## FILTER BY STATE

View All ▾

## Checklist Setup

## CHECKLISTS

## SECTORS



MANAGE CHECKLIST

ARCHIVE

<input type="checkbox"/>	Program	Sector ▾	Status	Last Modified	Actions
<input type="checkbox"/>	San Francisco	Auto Repair	Active	04/25/16	<a href="#">View</a> <a href="#">Manage</a>
<input type="checkbox"/>	San Francisco	Catering	Locked	02/13/16	<a href="#">View</a> <a href="#">Manage</a>
<input checked="" type="checkbox"/>	San Francisco	Cleaning Services	Active	03/12/16	<a href="#">View</a> <a href="#">Manage</a>
<input type="checkbox"/>	San Diego	Commercial Buildings	Active	05/24/16	<a href="#">View</a> <a href="#">Manage</a>
<input type="checkbox"/>	San Francisco	Commercial Printer	Active	02/13/16	<a href="#">View</a> <a href="#">Manage</a>
<input type="checkbox"/>	San Francisco	Dentist	Active	01/19/16	<a href="#">View</a> <a href="#">Manage</a>
<input type="checkbox"/>	San Francisco	Garment Cleaning	Active	03/22/16	<a href="#">View</a> <a href="#">Manage</a>
<input type="checkbox"/>	San Francisco	Hotel	Active	12/11/15	<a href="#">View</a> <a href="#">Manage</a>
<input type="checkbox"/>	San Francisco	Janitorial Services	Active	12/29/16	<a href="#">View</a> <a href="#">Manage</a>
<input type="checkbox"/>	San Francisco	Office/Retail	Active	04/25/16	<a href="#">View</a> <a href="#">Manage</a>
<input type="checkbox"/>	San Francisco	Other	Active	02/13/16	<a href="#">View</a> <a href="#">Manage</a>
<input type="checkbox"/>	San Francisco	Pollution Prevention	Active	03/12/16	<a href="#">View</a> <a href="#">Manage</a>
<input type="checkbox"/>	San Francisco	Previously Certified Business	Active	05/24/16	<a href="#">View</a> <a href="#">Manage</a>
<input type="checkbox"/>	San Francisco	Property Management	Active	02/13/16	<a href="#">View</a> <a href="#">Manage</a>

**Alert** - You have 30 companies with close range expiration dates. [Click here to view.](#)

Search

Saved Searches

ADVANCED SEARCH

**FILTER**

<b>ALL</b>	1293
<b>RECOGNIZED</b>	222
Directory Review	16
<b>IN PROCESS</b>	121
Background check	116
Submission	107
Checklist Approval	14
Phone Consult	60
<b>Site Visit</b>	<b>62</b>
Audit	120
Compliance check	115
Final Approval	0
<b>ON HOLD</b>	111
<b>NOT QUALIFIED</b>	48

Dashboard

**PROGRAM OVERVIEW**

SORT BY: Latest  
 CATEGORY: All  
 CHECKLIST: All

[LIST VIEW](#) [GRID VIEW](#) [RESET SEARCH](#)

**NOISE POP INDUSTRIES**

86/124 measures completed

**STATUS**  
**Certified**  
 12-30-2015

**TIER**  
**Tier One**  
 12-21-2015

**BUSINESS INFO**

2180 Bryant Street, Suite 105  
 San Francisco, CA 94110  
 415-375-3370  
 noisepop.com

**AUDITS**

In Progress

**APPLICATION**

Passed  
08-08-2014

**COMPLIANCE**

In Progress

**CERTIFICATION DATE**

**PIER 2 MARKETING OF CALIFORNIA**